

Corporate Performance Analyzer

Description

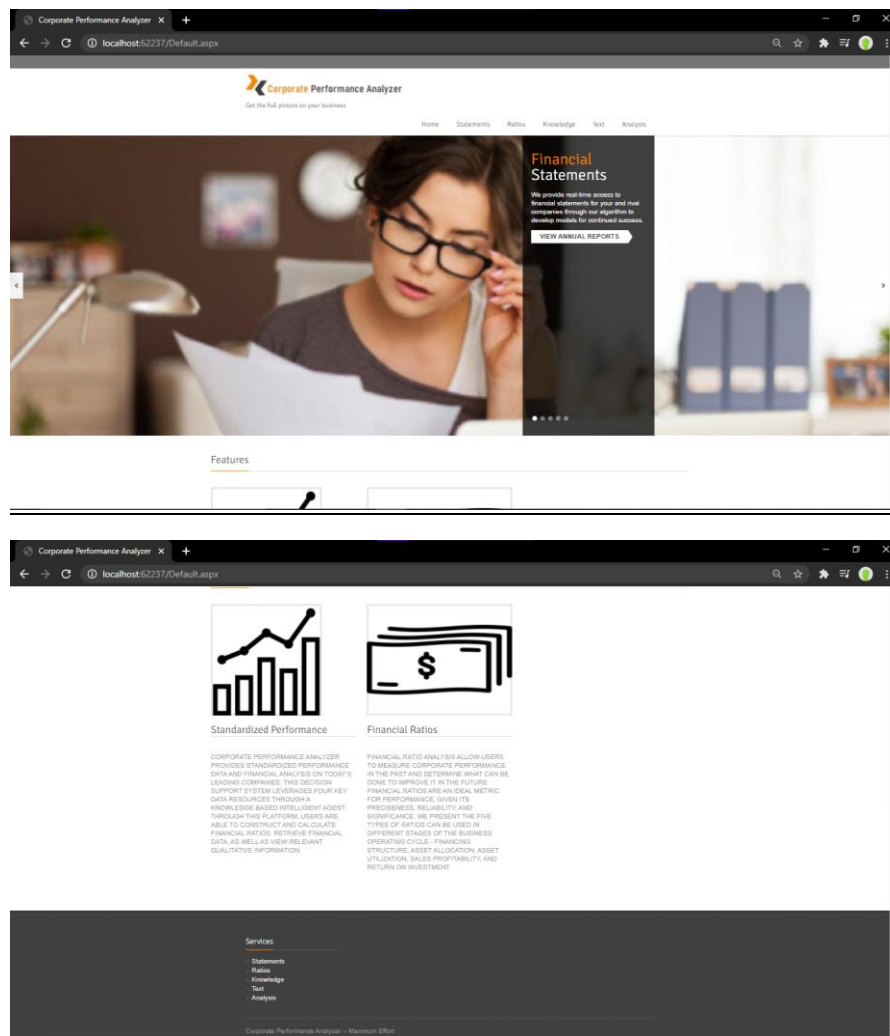
Languages: HTML, C#, ASP.Net
Platform: Visual Studio 2019

Purpose

The Corporate Performance Analyzer displays the income statement, balance sheet, and all related articles about a specific company between the years 2015-2019. Users can analyze the company's performance by creating formulas from the values in the two documents, then comparing the values for each year side by side. Articles related to the company or selected ratio are displayed below.

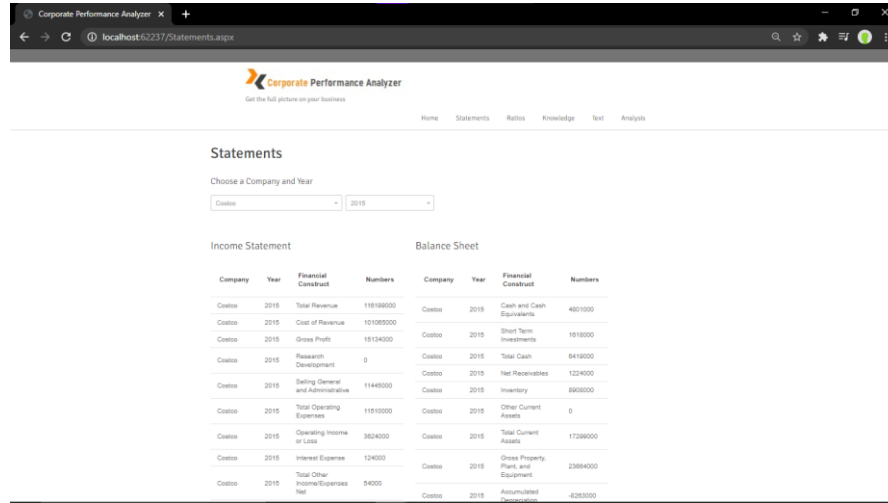
Home

This page displays a carousel of images that each lead to the other pages on the site. Underneath is a brief description of the site's features.



Statements

This page allows users to select the company and year from two dropdowns. The income statement and balance sheet for the selection is then displayed below.



Corporate Performance Analyzer

Home Statements Ratios Knowledge Text Analysis

Statements

Choose a Company and Year

Costco 2015

Income Statement

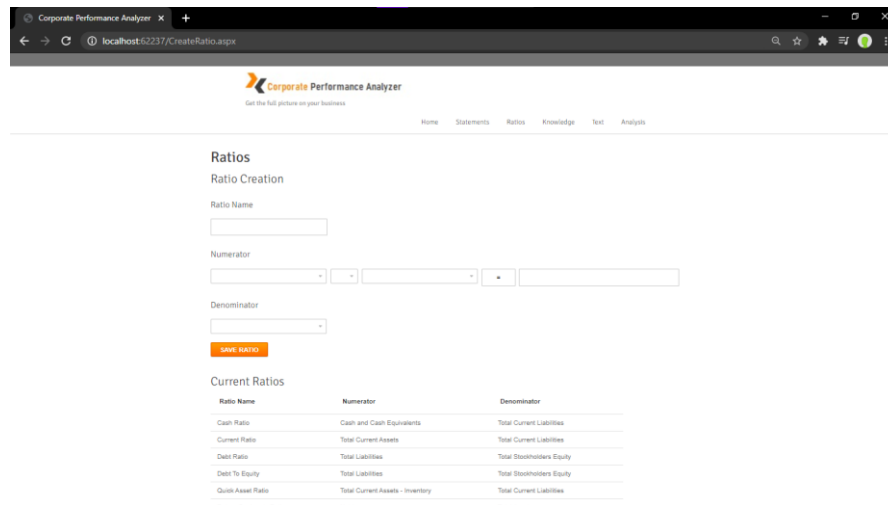
Company	Year	Financial Construct	Numbers
Costco	2015	Total Revenue	118196000
Costco	2015	Cost of Revenue	101060000
Costco	2015	Gross Profit	15134000
Costco	2015	Research Development	0
Costco	2015	Selling General and Administrative	11445000
Costco	2015	Total Operating Expenses	11510000
Costco	2015	Operating Income or Loss	3624000
Costco	2015	Interest Expense	124000
Costco	2015	Total Other Income/Expenses Net	54000

Balance Sheet

Company	Year	Financial Construct	Numbers
Costco	2015	Cash and Cash Equivalents	4801000
Costco	2015	Short Term Investments	1518000
Costco	2015	Total Cash	6419000
Costco	2015	Net Receivables	1224000
Costco	2015	Inventory	8808000
Costco	2015	Other Current Assets	0
Costco	2015	Total Current Assets	17289000
Costco	2015	Gross Property Plant, and Equipment	23694000
Costco	2015	Accumulated Depreciation	4070000

Ratios

This page allows users to build formulas by selecting financial constructs from either the balance sheet or income statement. Once the ratio is submitted, it will be added to the list at the bottom.



Corporate Performance Analyzer

Home Statements Ratios Knowledge Text Analysis

Ratios

Ratio Creation

Ratio Name

Numerator

Denominator

SAVE RATIO

Current Ratios

Ratio Name	Numerator	Denominator
Cash Ratio	Cash and Cash Equivalents	Total Current Liabilities
Current Ratio	Total Current Assets	Total Current Liabilities
Debt Ratio	Total Liabilities	Total Stockholders Equity
Debt To Equity	Total Liabilities	Total Stockholders Equity
Quick Asset Ratio	Total Current Assets - Inventory	Total Current Liabilities

Knowledge

The first page allows users to create word objects that can be used in the second page to build semantic relationships between words. These semantic relationships are important for the Analysis page because it helps identify what related words to search for when locating articles related to the selected financial construct.

The screenshot shows the 'Object Creation' page in the Corporate Performance Analyzer. The page has a navigation bar with 'Home', 'Statements', 'Ratios', 'Knowledge', 'Text', and 'Analysis'. The main content area is titled 'Knowledge' and 'Object Creation'. It contains a form with the following fields:

- Object Name:
- Object Type: Resource, Event, Agent
- Financial Construct:
- SAVE OBJECT:

Below the form is a section titled 'Current Objects' with three columns: Resources, Events, and Agents.

Resources	Events	Agents
Aging Balance	Accounting Technique	Board of Directors
Aging Balance	Accounting Techniques	CEO
Allowance	Amortization	Chief Executive Officer

The screenshot shows the 'Predicate Creation' page in the Corporate Performance Analyzer. The page has a navigation bar with 'Home', 'Statements', 'Ratios', 'Knowledge', 'Text', and 'Analysis'. The main content area is titled 'Knowledge' and 'Predicate Creation'. It contains a form with the following fields:

- Object A:
- Object B:
- Predicate Type: Attribute ("OBJECT A" is a "OBJECT B"), Association ("OBJECT A" is part of "OBJECT B"), Causality ("OBJECT A" is caused by "OBJECT B")
- SAVE PREDICATE:

Below the form is a section titled 'Current Predicates' with three columns: Is A, Is Part Of, and Is Caused By.

Is A	Is Part Of	Is Caused By
Aging Balance	Account Reserves	Aging Balance
Aging Balance	Current Asset	Accounts Receivable
Allowance	Account Reserves	Aging Balance
Allowance	Aging Balance	Accounts Receivable
Allowance	Allowance	Money

Text

This page allows users to upload articles related to specific companies. It displays all the articles that have already been uploaded on the bottom of the page.

The screenshot shows the 'Text Article Submission' form in the Corporate Performance Analyzer application. The form includes a 'Choose a Company' dropdown menu with 'Costco' selected, a 'Text Source' input field, an 'Article URL' input field, an 'Article Title' input field, and a large 'Article Text' text area. A 'SUBMIT ARTICLE' button is located at the bottom of the form.

Corporate Performance Analyzer x +
localhost:52237/AddArticle.aspx

Home Statements Ratios Knowledge Text Analysis

Text

Article Submission

Choose a Company

Costco

Text Source

Article URL

Article Title

Article Text

SUBMIT ARTICLE

The screenshot shows the 'Current Articles' section in the Corporate Performance Analyzer application. It includes a 'Choose a Company' dropdown menu with 'Costco' selected and a table displaying three articles. The table has columns for 'Company', 'Article Title', and 'Article URL'. Below the table is a 'Services' menu with links to 'Statements', 'Ratios', 'Knowledge', 'Text', and 'Analysis'. The footer of the page reads 'Corporate Performance Analyzer - Maximum Effort'.

Corporate Performance Analyzer x +
localhost:52237/AddArticle.aspx

Current Articles

Choose a Company

Costco

Company	Article Title	Article URL
Costco	Costco Stock Jumps As Coronavirus Outbreak Leads To Shopping Push	https://www.investors.com/news/costco-stock-coronavirus-outbreak-shopping-push/
Costco	Why Costco (COST) is Poised to Beat Earnings Estimates Again	https://www.zacks.com/stock/news/70293/why-costco-cost-is-poised-to-beat-earnings-estimates-again?utm_source=Zacks&utm_medium=PT&utm_campaign=Zacks_70293
Costco	Costco Gets Mixed Reviews From Wall Street Ahead of Earnings	https://www.thestreet.com/investing/costco-analysts-mixed-views-earnings

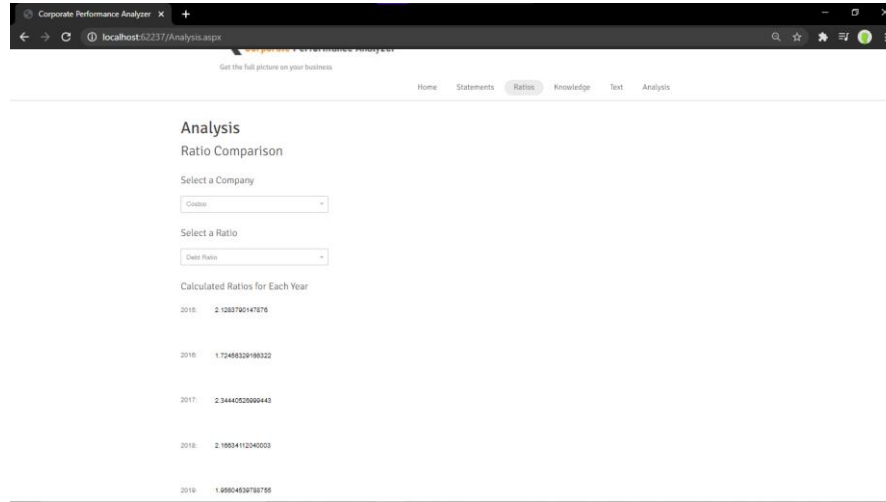
Services

- Statements
- Ratios
- Knowledge
- Text
- Analysis

Corporate Performance Analyzer - Maximum Effort

Analysis

This page allows users to select a company and a ratio that was created on the ratios page. The program then pulls the value that corresponds with the financial construct in the ratio from the income statement or balance sheet for each year. The calculations are displayed just below. Depending on the selected company and which financial constructs are used in the selected ratio, a list of related words is generated. All articles available are searched for any of the related words. If there is a match, then the article is added to the list of related articles.



Corporate Performance Analyzer

Get the full picture on your business

Home Statements Ratios Knowledge Text Analysis

Analysis

Ratio Comparison

Select a Company

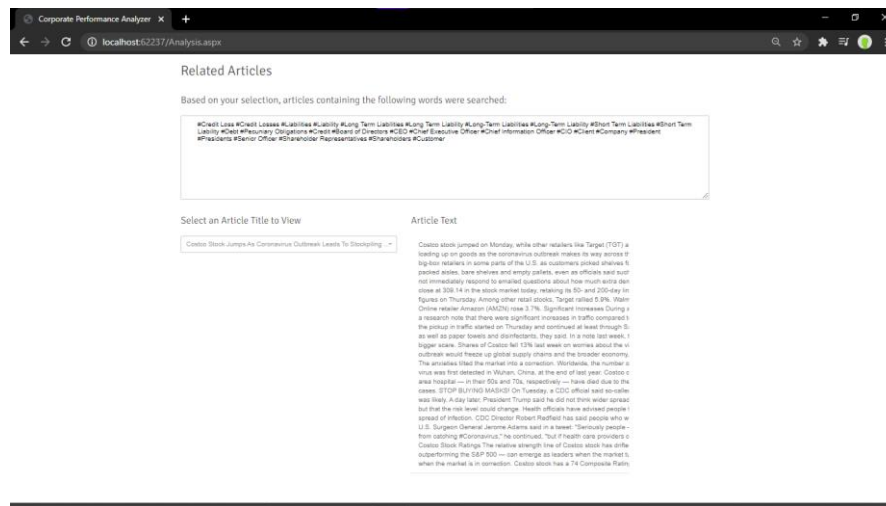
Costco

Select a Ratio

Debt Ratio

Calculated Ratios for Each Year

2015	2.1283790147876
2016	1.7246628188932
2017	2.3444052090443
2018	2.1985411204003
2019	1.8980459781756



Corporate Performance Analyzer

Related Articles

Based on your selection, articles containing the following words were searched:

Costco Amazon Target Coronavirus

Select an Article Title to View

Costco Stock Jumps As Coronavirus Outbreak Leads To Shopping...

Article Text

Costco stock jumped on Monday, while other retailers like Target (TGT) a leading up on growth in the coronavirus outbreak means to stay active if big-box retailers in some parts of the U.S. as customers picked shelves to packed aisles, bare shelves and empty pallets, even as officials said such and immediately required by emailed questions about how much stock price rose at 308.14 in the stock market today, rising to 50- and 200-day figures on Thursday. Among other retail stocks, Target added 5.9%, while Online retailer Amazon (AMZN) rose 3.7%. Significant increases during a research note that there were significant increases in traffic compared to the pickup in traffic started on Thursday and continued at least through 5: as well as paper towels and disinfectants, they said. In a note last week, a bigger issue. Shares of Costco fell 10% last week on worries about the outbreak would freeze up global supply chains and the broader economy. The outbreak lifted the market into a correction. Worldwide, the number of virus was first detected in Wuhan, China, at the end of last year. Costco's new hospital — in their 500 and 700, respectively — had died due to the virus. STOP BUYING MASKS! On Tuesday, a CDC official said so-called was likely, a day later. President Trump said he did not think widespread, but that the new virus could change. Health officials have advised people to spread of infection. CDC Director Robert Redfield has said people who in U.S. Surgeon General Jerome Adams said in a tweet. "Continuity preser- from catching #Coronavirus," he continued. "All of health care providers a Costco Stock Rating? The relative strength list of Costco stock has often outperforming the S&P 500 — can emerge as leaders when the market is, when the market is in correction. Costco stock has a 74 Composite Rating.

Code Index

Main.Master	This page creates a common header, footer, and navigation bar for all the pages in the website.
Default.aspx	This page displays the Home page, which has a carousel that leads to each tab in the navigation bar and a features section that expresses the site's basic features.
Statements.aspx	This page displays the Statements page. Both the income statement and balance sheet for the selected company and selected year. The data is pulled from the "incomestatement" and "balancesheet" tables.
CreateRatio.aspx	This page displays the "Ratios" page. It allows users to create ratios based on the constructs in the "financialconstructs" table. The new ratios are then added to the "ratioconstruct" table. The bottom of the page lists all the current ratios already in the "ratioconstruct" table. They are sorted by ratio name in alphabetical order
ObjectCreation.aspx	This page displays the "Object Creation" page under the "Knowledge" tab. It allows users to create knowledge objects and select the type of object that it is. The object is added to the "knowledgeobject" table. The bottom of the page lists all the current objects already in the "knowledgeobject" table. They are sorted by object type and alphabetical order
PredicateCreation.aspx	This page displays the "Predicate Creation" page under the "Knowledge" tab. It allows users to form a predicate relationship between two knowledge objects in the "knowledgeobject" table. The bottom of the page lists all the predicate relationships already in the "isa", "isp", and "isc" tables. They are sorted alphabetically.
AddArticle.aspx	This page displays the Text page. It allows users to submit articles about companies. The bottom of the page displays all articles already submitted for the selected company. All articles are stored in the "articles" table.
Analysis.aspx	This page allows users to select a company and a financial ratio then displays the financial ratio calculation for years 2015-2019 for the selection. Below are articles related to the selected company and financial ratio.

Database

File Type: Master Database File (.mdf)